

SHIRT SIZING & GARMENT MEASUREMENTS

FIT DESCRIPTION

- The shirts are a true slim fit and are cut with a tapered waist.
- The shirts are cut with a slightly shorter length in the body so it looks clean when wearing untucked (although is long enough to wear tucked in).
- Non-stretch fabric.

MEASUREMENTS

- Use a similar garment of your own compare these measurements to.
- All measurements are taken with the garment lying flat from the outside or to the edge of the seam. Please refer to each of the measurement descriptions on the below diagrams.

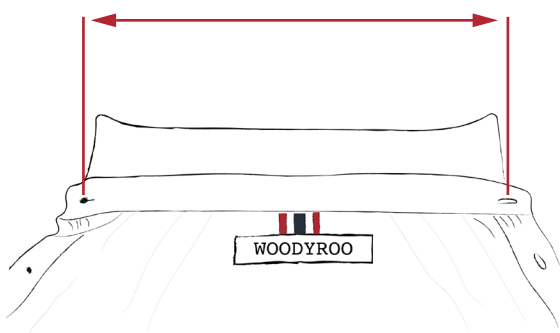
Size	Chest	Waist (20cm below armhole)	Shoulder Width	Back Length	Sleeve Length	Collar	Cuff Depth
Small	52	43 - half measure	46	71.5	92	40	6.7
Medium	54	45.5 - half measure	47.5	73	94	41.5	6.7
Large	57	48 - half measure	48.5	74.5	96	43	6.7
X large	60	50 - half measure	50	76	98	44.5	6.7
XX large	61.5	52.5 - half measure	52	77.5	100	46	6.7

MEASURE GUIDE

Here are some guides and tips on how the measurements are taken and compare these to your own garment for a great fit.

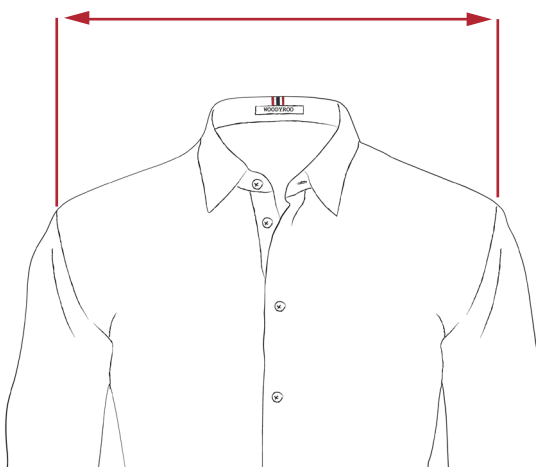
COLLAR

Measure from the top button around the inside of the collar to the middle of the button hole.



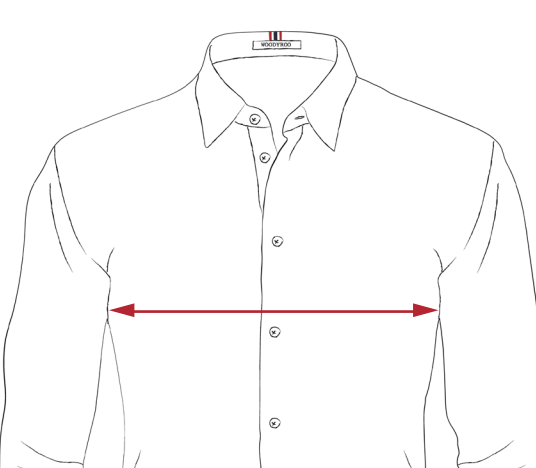
SHOULDER WIDTH

Measure the distance straight across the back between the shoulder seams.



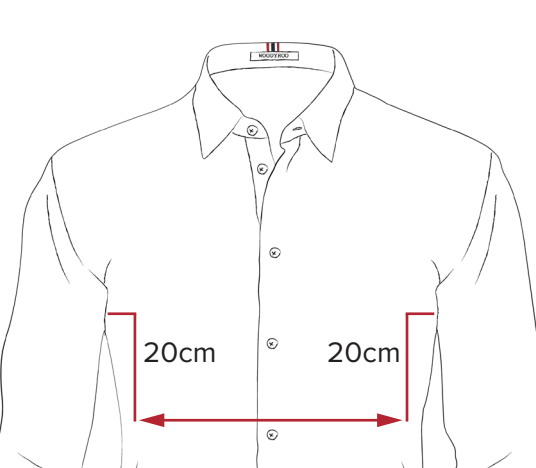
CHEST

Measure the distance between the lowest point of the armhole seams, and double to find the chest measurements.



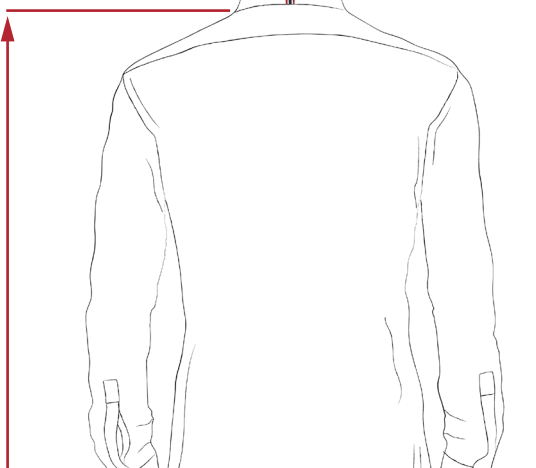
WAIST

Fasten all the shirt buttons and lay flat. Measure across the width of the shirt 20cm, below the lowest point of the armhole seam. Double this to attain the waist measurement.



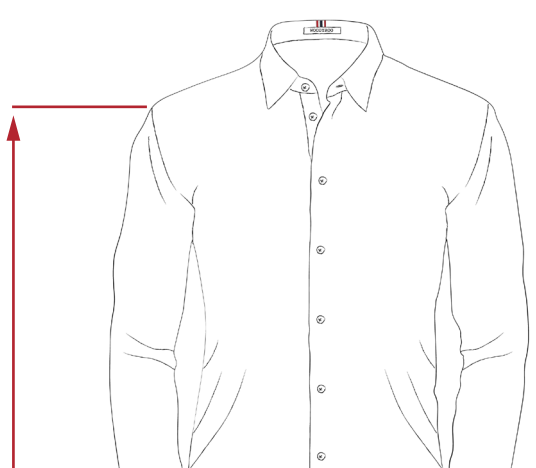
BACK LENGTH

Measure from the center of the base of the collar (where it attaches to the back panel) down the centre back to the hem of the jacket whilst flat.



SLEEVE LENGTH

Measure from the centre of the shoulder seams (where the front panel meets the back yoke) in a straight line down to the end of the sleeve cuff.



STYLE ADVISE

- Still not sure about the fit of the clothes and what is the right size for you? No sweat...!
- Get in touch with WoodyRoo's Head Designer, Billy Wood to get personalised assistance to get the perfect fit for you.
- Email: Billy@woodyroo.com

RETURNS POLICY

- If you are unsure of your size, do not fear... WoodyRood will gladly exchange sizes until you get the right fit.
- If you feel that they just don't fit you quite right, that's ok too... WoodyRoo will give you a full refund or exchange for your purchase.